

# ACCENT DIGITAL

**PLANKA** Hardwood Veneer Planks



Model: Flat, Rift Cut Walnut on black, varnished.

## PLANKA COLLECTION

Accent Digital aims to offer wall and ceiling coverings made of wood that add rhythms and textures to contemporary decors. This collection is no exception and offers **warm and luxurious wooden planks** with features compatible with such environments.

Our collection of hardwood veneer boards enables designs that were previously unattainable through **innovations** in the following :

- **Versatility** – we offer planks with a **flat surface**, several models of **grooved planks** for a wooden slat effect and models with a **rounded surface**.
- **Dimensions** – the boards have **large dimensions** (7.4375" x 96" or 189mm x 2438mm) and all the same size;
- **Joint between boards** – the joint between the top surfaces of each board is accentuated by a 3mm groove. It is possible to replace this groove with a spacing of 6mm or to completely eliminate this spacing for models with a flat surface.
- **Species and finishes** – we offer an unrivaled variety of wood species and finishing options.
- **Easy installation** – with finishing nails that will subsequently be invisible.

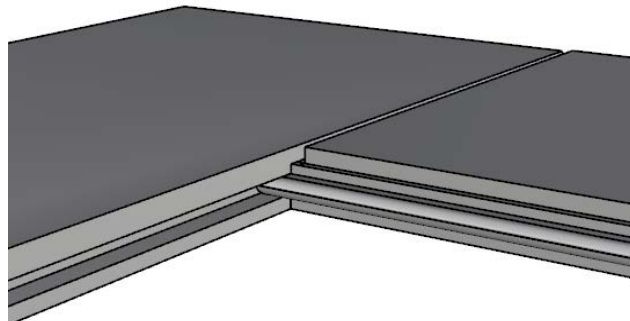


Models : Flats and P 3-44, Maple finish, varnished.

## WIDE RANGE OF DESIGN POSSIBILITIES

All Planka models are compatible with each other with our **tongue and groove geometry on four sides**. You can use the available templates to easily create custom layouts. Be creative and design your original design !

The **tongues and grooves** geometry on all four sides allows the boards to fit together. This geometry creates a **constant spacing** of 3mm (0mm or 6mm, as options) between the boards contributing to the contemporary look of the product.





Models : Flats and P 3-44, Maple finish, varnished.

## LINEAR MODELS FOR A WOODEN SLATS EFFECT

The Planka collection offers a wide variety of **linear models** creating a **wooden slat style**. Accent Digital innovates again by offering a product with **very narrow grooves of 3mm in width**. This feature adds unprecedented refinement to the linear wood product category. It also allows you to maximize the area of the hardwood finishing surface.





Modèle Plat, fini érable, vernis.

## CONTEMPORARY DESIGN + NATURAL WOOD WARMNESS

The use of wooden planks in wall or ceiling applications was previously often limited to more traditional and rustic decors because the small dimensions of the planks and their variability in size did not allow the creation of **pure and precise lines**. Especially when flooring products were used.

The **large size** and cut of the planks in our collection now allows you to create very contemporary spaces since the boards can span a distance of 96" (2,438mm) or 114" (2,895mm) without interruption in certain finishes. Here are some examples of unique arrangements that this collection allows :

- Vertical planks layout **going from floor to ceiling** without any horizontal joints;
- Horizontal planks layout with all **vertical joints aligned**;
- **Staggered** planks layout with all the joints in perfect alignment.



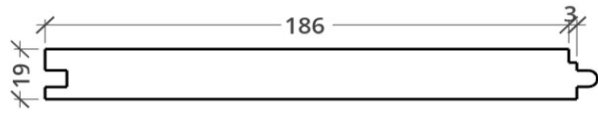
Models : Concave and Convex, Taupe Oak finish, varnished.

## MODELS WITH ROUNDED SURFACES

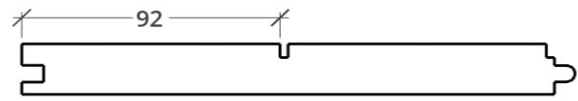
Why be limited to flat surfaces ? Our collection offers planks in several geometries. We offer a wide variety of models **with rounded surfaces**. The photograph above shows white oak veneer boards using two of our alternating models, the Convex model and the Concave model, which allows the creation of additional rhythm in the environment.

# SECTIONAL VIEW OF OUR PLANK MODELS

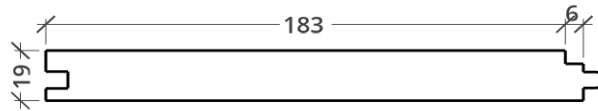
Planks dimensions : 189 X 2 440mm (some finishes available in 2895mm length).



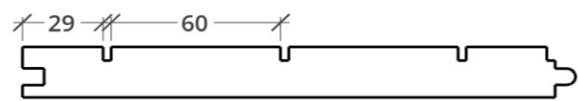
**FLAT** (3mm spacing)



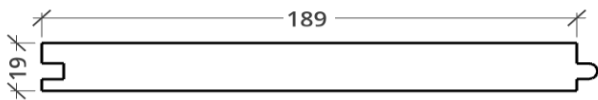
**P 3-92**



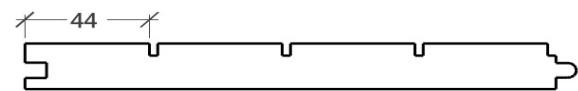
**FLAT** (6mm spacing)




**P 3-29-60**



**FLAT** (no spacing)




**P 3-44**



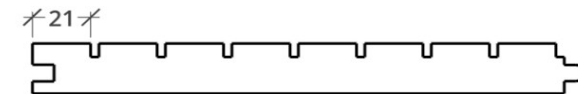
**CONVEX**




**P 3-29**




**CONCAVE**



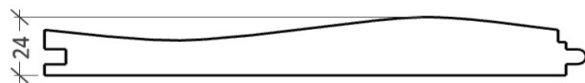
**P 3-21**




**VALLEY**



**LEFT MOUND**



**WAVE**



**RIGHT MOUND**



**TWO MOUNDS**



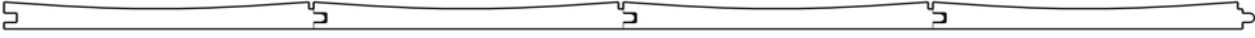
**CENTER MOUND**



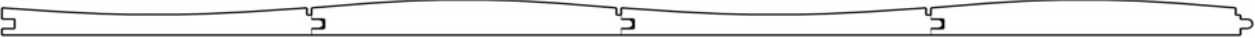
# MANY POSSIBLE LAYOUTS (EXAMPLES)



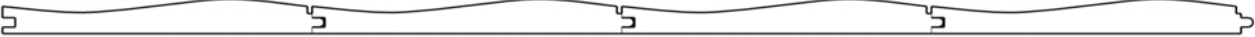
**PLANKA CONVEX**



**PLANKA CONCAVE**



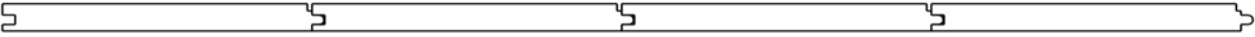
**PLANKA CONCAVE AND CONVEX**



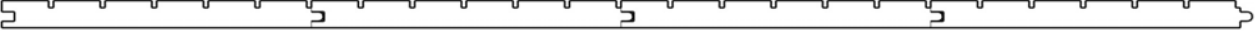
**PLANKA WAVE**



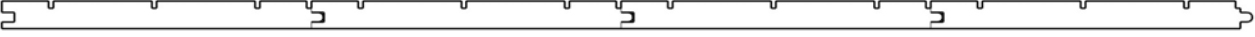
**PLANKA LEFT MOUND, TWO MOUNDS, RIGHT MOUND AND FLAT**



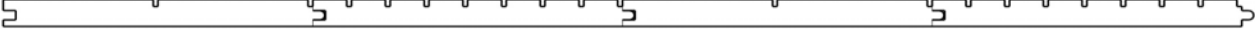
**PLANKA FLAT**



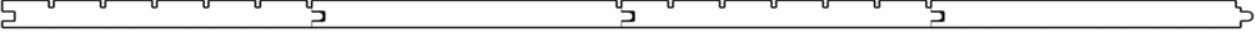
**P3-29** (for a wooden slat effect similar to Ranura products but with narrower grooves)



**P3-29-60** (for a rhythm of two narrow slats and two wider slats)



**P3-92 AND P3-21** (for a change in the rhythm)

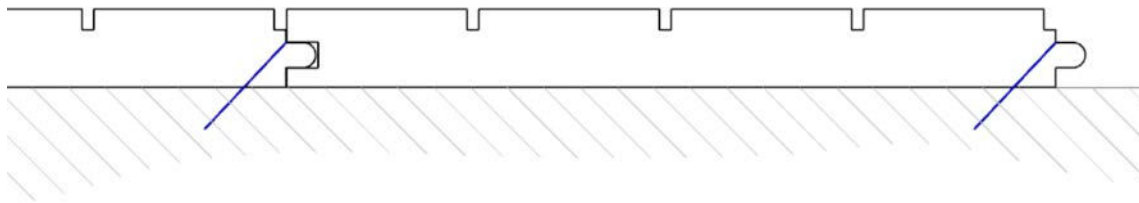


**P3-29 AND PLANKA PLATS** (for an interrupted wooden slat effect)



## EASY INSTALLATION

The installation of Planka products is easy using a finishing nailer (pneumatic or battery-powered). The nails must be inserted diagonally at the location shown in the image below which is on the male side of the socket. The nails will be invisible when the installation is completed.



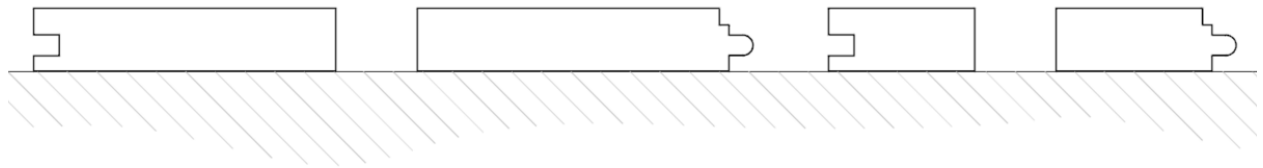
For optimal results, boards should be installed on a level surface. It is possible to use wood strips installed perpendicular to the boards to level the surface and to provide an adequate nailing base.

Alternatively, it is also possible to install the boards on a wall without a nailing base (for example, a gypsum wall). For this, we recommend the use of silicone gel on the back of the boards in addition to finishing nails. The nails will hold the boards together while the silicone cures.

Please note that a ceiling installation **absolutely requires** an adequate solid nailing base.

## FINISHING MOULDINGS

Finishing mouldings are available to complete the Planka board collection. Available in widths of : 189, 92, 44 and 29mm, with socket (male or female), these moldings allow you to elegantly finish the ends of an assembly of boards. They are finished on one side and one edge and available in a length of 96”.



# MANY WOOD SPECIES AND FINISHING ALTERNATIVES

The wood fiber substrate behind the veneers is available in black or natural color.

## Wood Veneers



**CHÊNE BLANC**



**ÉRABLE**



**FRÊNE BLANC**



**MERISIER**



**NOYER**

## Stains



**CAMEL**



**SAHARA**



**TAUPE**




**ESPRESSO**

Upon request, a custom stain color can be developed.

## Solid Colors

Available for models:  
Flat and linear.



**BLACK ON BLACK**

## PREMIUM Wood Veneers



**MOZAMBIQUE**



**ZIBRA**



**RIFT CUT  
WHITE OAK**



**RIFT CUT  
WALNUT**

Other wood species are also available upon request. Contact us for more information.



1-877-531-1001  
info@accentdigital.ca  
accentdigital.ca

1325, JA Bombardier St., Suite 104  
Levis, Québec  
G7A 2P4  
Canada

